

SHALINITAI MEGHE HOSPITAL AND RESEARCH CENTER					
WEIGHT OF BIOMEDICAL WASTE KG/GM					
DATE	YeLLow	RED	BLUE	WHITE	TOTAL
	(kg)	(kg)	(kg)	(gm/kg)	(kg)
01-Jan-23	38.70	33.50	25.12	3.170	100.49
02-Jan-23	29.60	26.33	19.75	3.310	78.98
03-Jan-23	43.27	37.41	28.06	3.490	112.22
04-Jan-23	33.44	30.44	22.83	4.620	91.33
05-Jan-23	35.34	31.03	23.27	3.450	93.09
06-Jan-23	24.25	22.21	16.66	3.520	66.64
07-Jan-23	33.09	29.03	21.77	3.190	87.08
08-Jan-23	17.07	16.05	12.04	3.000	48.16
09-Jan-23	37.19	31.28	23.46	1.910	93.85
10-Jan-23	41.57	34.72	26.04	1.820	104.15
11-Jan-23	34.61	30.02	22.51	2.910	90.05
12-Jan-23	33.92	28.72	21.54	1.980	86.16
13-Jan-23	45.48	38.54	28.91	2.700	115.63
14-Jan-23	24.98	22.31	16.73	2.910	66.93
15-Jan-23	18.76	17.10	12.83	2.620	51.30
16-Jan-23	36.39	31.52	23.64	3.010	94.55
17-Jan-23	32.13	28.45	21.34	3.430	85.36
18-Jan-23	40.97	34.93	26.20	2.690	104.78
19-Jan-23	34.35	30.53	22.90	3.810	91.58
20-Jan-23	37.52	33.70	25.27	4.600	101.09
21-Jan-23	31.86	27.95	20.96	3.070	83.84
22-Jan-23	34.36	31.12	23.34	4.530	93.35
23-Jan-23	42.18	36.68	27.51	3.670	110.03
24-Jan-23	26.20	23.91	17.93	3.690	71.74
25-Jan-23	24.75	23.31	17.48	4.380	69.92
26-Jan-23	37.92	33.89	25.42	4.450	101.68
27-Jan-23	20.86	20.10	15.08	4.270	60.30
28-Jan-23	27.15	25.25	18.94	4.410	75.75
29-Jan-23	36.83	32.75	24.56	4.100	98.24
30-Jan-23	16.69	16.15	12.11	3.500	48.45
31-Jan-23	42.92	36.80	27.60	3.080	110.41
	1014.34	895.70	671.78	105.29	2687.11


MEDICAL SUPERINTENDENT

SHALINITAI MEGHE HOSPITAL AND RESEARCH CENTER

Medical Superintendent
Shalinitai Meghe Hospital
and Research Centre
Wanadongri, Nagpur - 441110

SHALINITAI MEGHE HOSPITAL AND RESEARCH CENTER					
WEIGHT OF BIOMEDICAL WASTE KG/GM					
DATE	YELLOW	RED	BLUE	WHITE	TOTAL
	(kg)	(kg)	(kg)	(gm/kg)	(kg)
01-Feb-23	57.39	49.58	37.19	4.590	148.75
02-Feb-23	57.31	50.00	37.50	5.190	150.00
03-Feb-23	48.02	41.74	31.30	4.150	125.21
04-Feb-23	48.31	41.43	31.07	3.480	124.29
05-Feb-23	55.71	48.26	36.19	4.610	144.77
06-Feb-23	46.78	40.12	30.09	3.370	120.35
07-Feb-23	51.90	44.85	33.64	4.161	134.55
08-Feb-23	51.48	43.68	32.76	3.120	131.04
09-Feb-23	28.00	25.69	19.27	4.110	77.07
10-Feb-23	35.03	31.00	23.25	3.720	93.00
11-Feb-23	41.83	36.92	27.69	4.320	110.77
12-Feb-23	31.33	28.60	21.45	4.420	85.81
13-Feb-23	35.72	31.83	23.88	4.070	95.50
14-Feb-23	37.67	32.50	24.38	2.960	97.51
15-Feb-23	54.99	46.87	35.15	3.590	140.60
16-Feb-23	58.04	50.79	38.10	5.450	152.38
17-Feb-23	40.42	35.56	26.67	4.030	106.68
18-Feb-23	40.41	35.03	26.27	3.380	105.09
19-Feb-23	32.65	30.07	22.56	4.940	90.22
20-Feb-23	43.88	38.36	28.77	4.070	115.08
21-Feb-23	39.96	34.66	26.00	3.370	103.98
22-Feb-23	37.08	32.24	24.18	3.220	96.72
23-Feb-23	51.25	44.64	33.48	4.550	133.92
24-Feb-23	31.11	27.74	20.81	3.570	83.23
25-Feb-23	19.79	19.40	14.55	4.460	58.20
26-Feb-23	44.33	38.25	28.69	3.480	114.75
27-Feb-23	34.41	31.18	23.38	4.560	93.53
28-Feb-23	40.40	35.97	26.98	4.560	107.90
TOTAL	1195.20	1046.96	785.22	113.50	3140.89

KS

Medical Superintendent
 Shalinitai Meghe Hospital
 and Research Center
 Wankhurgri, Nagpur - 441110

SHALINITAI MEGHE HOSPITAL AND RESEARCH CENTER					
WEIGHT OF BIOMEDICAL WASTE KG/GM					
DATE	YeLLOW (kg)	RED (kg)	BLUE (kg)	WHITE (gm/kg)	TOTAL (kg)
01-Mar-23	51.62	44.94	33.71	4.560	134.82
02-Mar-23	31.65	27.57	20.68	2.820	82.72
03-Mar-23	47.39	40.40	30.30	3.110	121.21
04-Mar-23	28.62	26.23	19.67	4.170	78.69
05-Mar-23	31.07	27.65	20.74	3.490	82.94
06-Mar-23	24.48	22.08	16.56	3.120	66.25
07-Mar-23	30.60	28.37	21.28	4.870	85.12
08-Mar-23	21.81	21.01	15.76	4.460	63.04
09-Mar-23	51.79	43.62	32.72	2.740	130.87
10-Mar-23	49.84	43.75	32.81	4.840	131.24
11-Mar-23	40.79	35.55	26.67	3.650	106.66
12-Mar-23	33.66	30.56	22.92	4.540	91.68
13-Mar-23	47.54	41.85	31.39	4.775	125.55
14-Mar-23	26.31	24.70	18.53	4.570	74.11
15-Mar-23	16.35	18.65	13.99	6.960	55.95
16-Mar-23	47.25	41.21	30.91	4.260	123.62
17-Mar-23	33.56	28.31	21.23	1.830	84.93
18-Mar-23	37.39	31.03	23.27	1.390	93.08
19-Mar-23	37.73	31.17	23.38	1.230	93.51
20-Mar-23	53.71	44.30	33.23	1.670	132.91
21-Mar-23	42.53	35.63	26.72	2.010	106.90
22-Mar-23	42.84	35.84	26.88	1.960	107.51
23-Mar-23	53.33	44.20	33.15	1.920	132.61
24-Mar-23	32.60	27.37	20.53	1.620	82.12
25-Mar-23	22.71	19.76	14.82	1.990	59.28
26-Mar-23	42.37	35.65	26.74	2.190	106.95
27-Mar-23	31.49	26.88	20.16	2.110	80.64
28-Mar-23	41.83	35.08	26.31	2.020	105.25
29-Mar-23	53.26	44.05	33.04	1.810	132.16
30-Mar-23	18.81	16.60	12.45	1.940	49.80
31-Mar-23	46.88	38.67	29.00	1.450	116.00
	1052.85	913.38	759.53	94.08	3038.11

1171.80 1012.70 759.53 94.08 3038.11


[Handwritten Signature]

MEDICAL SUPRENTENDENT

SHALINITAI MEGHE HOSPITAL AND RESEARCH CENTER

Medical Superintendent
Shalinitai Meghe Hospital
and Research Centre
Wandongit, Nagpur - 441110

SHALINITAI MEGHE HOSPITAL AND RESEARCH CENTER					
WEIGHT OF BIOMEDICAL WASTE KG/GM					
DATE	YELLOW	RED	BLUE	WHITE	TOTAL
	KG	KG	KG	KG/GM	
1.4.2023	60.59	47.12	20.20	6.73	134.64
2.4.2023	52.72	41.00	17.57	5.86	117.15
3.4.2023	58.48	45.48	19.49	6.50	129.95
4.4.2023	47.34	36.82	15.78	5.26	105.20
5.4.2023	62.51	48.62	20.84	6.95	138.92
6.4.2023	46.24	35.97	15.41	5.14	102.76
7.4.2023	40.90	31.81	13.63	4.54	90.90
8.4.2023	53.78	41.83	17.93	5.98	119.51
9.4.2023	43.09	33.52	14.36	4.79	95.76
10.4.2023	72.62	56.48	24.21	8.07	161.39
11.4.2023	69.00	53.67	23.00	7.67	153.34
12.4.2023	69.81	54.30	23.27	7.76	155.14
13.4.2023	58.71	45.67	19.57	6.52	130.47
14.4.2023	50.59	39.35	16.86	5.62	112.42
15.4.2023	58.28	45.33	19.43	6.48	129.50
16.4.2023	51.67	40.19	17.22	5.74	114.82
17.4.2023	46.85	36.44	15.62	5.21	104.12
18.4.2023	45.75	35.59	15.25	5.08	101.67
19.4.2023	46.50	36.17	15.50	5.17	103.33
20.4.2023	35.20	27.38	11.73	3.91	78.23
21.4.2023	50.50	39.28	16.83	5.61	112.22
22.4.2023	53.70	41.77	17.90	5.97	119.34
23.4.2023	45.08	35.06	15.03	5.01	100.17
24.4.2023	47.64	37.05	15.88	5.29	105.86
25.4.2023	58.18	45.25	19.39	6.46	129.28
26.4.2023	50.18	39.03	16.73	5.58	111.51
27.4.2023	61.77	48.04	20.59	6.86	137.27
28.4.2023	55.42	43.11	18.47	6.16	123.17
29.4.2023	42.93	33.39	14.31	4.77	95.40
30.4.2023	44.22	34.39	14.74	4.91	98.26
TOTAL	1580.26	1229.09	526.75	175.58	3511.68


MEDICAL SUPERINTENDENT


SHALINITAI MEGHE HOSPITAL AND RESEARCH CENTER

Medical Superintendent
Shalinitai Meghe Hospital
and Research Centre
Wanadongri, Nagpur - 441110

SHALINITAI MEGHE HOSPITAL AND RESEARCH CENTER					
WEIGHT OF BIOMEDICAL WASTE KG/GM					
DATE	YELLOW	RED	BLUE	WHITE	TOTAL
	(kg)	(kg)	(kg)	(gm/kg)	(kg)
1.5.2023	31.06	24.16	10.35	3.45	69.02
2.5.2023	49.98	38.87	16.66	5.55	111.07
3.5.2023	58.08	45.17	19.36	6.45	129.06
4.5.2023	54.32	42.25	18.11	6.04	120.71
5.5.2023	58.30	45.35	19.43	6.48	129.56
6.5.2023	46.38	36.07	15.46	5.15	103.07
7.5.2023	55.30	43.01	18.43	6.14	122.89
8.5.2023	49.77	38.71	16.59	5.53	110.59
9.5.2023	66.41	51.65	22.14	7.38	147.57
10.5.2023	61.15	47.56	20.38	6.79	135.88
11.5.2023	67.57	52.55	22.52	7.51	150.16
12.5.2023	41.50	32.28	13.83	4.61	92.22
13.5.2023	50.04	38.92	16.68	5.56	111.20
14.5.2023	45.37	35.29	15.12	5.04	100.83
15.5.2023	55.46	43.13	18.49	6.16	123.24
16.5.2023	57.66	44.84	19.22	6.41	128.13
17.5.2023	71.10	55.30	23.70	7.90	158.00
18.5.2023	62.16	48.34	20.72	6.91	138.13
19.5.2023	55.75	43.36	18.58	6.19	123.89
20.5.2023	44.09	34.29	14.70	4.90	97.98
21.5.2023	36.29	28.22	12.10	4.03	80.64
22.5.2023	42.89	33.36	14.30	4.77	95.32
23.5.2023	58.77	45.71	19.59	6.53	130.59
24.5.2023	56.84	44.21	18.95	6.32	126.32
25.5.2023	63.60	49.46	21.20	7.07	141.33
26.5.2023	46.26	35.98	15.42	5.14	102.81
27.5.2023	57.56	44.77	19.19	6.40	127.91
28.5.2023	41.08	31.95	13.69	4.56	91.30
29.5.2023	40.50	31.50	13.50	4.50	90.00
30.5.2023	52.76	41.03	17.59	5.86	117.24
31.5.2023	41.96	32.63	13.99	4.66	93.24
TOTAL	1619.94	1259.95	539.98	179.99	3599.87


AS
MEDICAL SUPRITENDENT

SHALINITAI MEGHE HOSPITAL AND RESEARCH CENTER




SHALINITAI MEGHE HOSPITAL AND RESEARCH CENTER					
WEIGHT OF BIOMEDICAL WASTE KG/GM					
DATE	YELLOW	RED	BLUE	WHITE	TOTAL
	(kg)	(kg)	(kg)	(gm/kg)	(kg)
1.6.2023	44.12	34.31	14.71	4.90	98.04
2.6.2023	48.95	38.07	16.32	5.44	108.77
3.6.2023	38.84	30.21	12.95	4.32	86.32
4.6.2023	48.96	38.08	16.32	5.44	108.81
5.6.2023	48.55	37.76	16.18	5.39	107.88
6.6.2023	64.25	49.97	21.42	7.14	142.78
7.6.2023	54.41	42.32	18.14	6.05	120.90
8.6.2023	40.57	31.56	13.52	4.51	90.16
9.6.2023	44.06	34.27	14.69	4.90	97.91
10.6.2023	34.44	26.79	11.48	3.83	76.54
11.6.2023	54.49	42.38	18.16	6.05	121.10
12.6.2023	40.16	31.24	13.39	4.46	89.25
13.6.2023	62.65	48.73	20.88	6.96	139.23
14.6.2023	30.95	24.07	10.32	3.44	68.78
15.6.2023	39.66	30.85	13.22	4.41	88.14
16.6.2023	36.26	28.20	12.09	4.03	80.58
17.6.2023	62.74	48.80	20.91	6.97	139.43
18.6.2023	65.68	51.09	21.89	7.30	145.96
19.6.2023	63.24	49.18	21.08	7.03	140.53
20.6.2023	53.81	41.85	17.94	5.98	119.58
21.6.2023	44.82	34.86	14.94	4.98	99.59
22.6.2023	47.34	36.82	15.78	5.26	105.19
23.6.2023	54.93	42.72	18.31	6.10	122.07
24.6.2023	47.89	37.25	15.96	5.32	106.43
25.6.2023	43.55	33.87	14.52	4.84	96.78
26.6.2023	54.43	42.34	18.14	6.05	120.96
27.6.2023	25.70	19.99	8.57	2.86	57.10
28.6.2023	30.62	23.81	10.21	3.40	68.04
29.6.2023	25.70	19.99	8.57	2.86	57.10
30.6.2023	30.62	23.81	10.21	3.40	68.04
TOTAL	1382.39	1075.19	460.80	153.60	3071.98

282.04


 MEDICAL SUPRITENDENT
 SHALINITAI MEGHE HOSPITAL AND RESEARCH CENTER
 Shalinitai Meghe Hospital
 and Research Centre
 Wanadongri, Nagpur - 441110

SHALINITAI MEGHE HOSPITAL AND RESEARCH CENTER					
WEIGHT OF BIOMEDICAL WASTE KG/GM					
DATE	YELLOW (kg)	RED (kg)	BLUE (kg)	WHITE (gm/kg)	TOTAL (kg)
01/Jul/23	43.59	33.90	14.53	4.843	96.87
02/Jul/23	46.96	36.52	15.65	5.217	104.35
03/Jul/23	49.46	38.47	16.49	5.496	109.91
04/Jul/23	60.44	47.01	20.15	6.715	134.30
05/Jul/23	54.35	42.27	18.12	6.038	120.77
06/Jul/23	49.61	38.58	16.54	5.512	110.24
07/Jul/23	56.22	43.73	18.74	6.247	124.93
08/Jul/23	46.68	36.31	15.56	5.187	103.74
09/Jul/23	60.36	46.95	20.12	6.707	134.14
10/Jul/23	65.84	51.21	21.95	7.315	146.30
11/Jul/23	52.25	40.64	17.42	5.805	116.10
12/Jul/23	58.17	45.24	19.39	6.464	129.27
13/Jul/23	54.29	42.22	18.10	6.032	120.64
14/Jul/23	51.36	39.95	17.12	5.707	114.14
15/Jul/23	49.05	38.15	16.35	5.450	108.99
16/Jul/23	45.22	35.17	15.07	5.024	100.49
17/Jul/23	40.49	31.49	13.50	4.499	89.98
18/Jul/23	64.31	50.02	21.44	7.146	142.91
19/Jul/23	55.96	43.52	18.65	6.218	124.36
20/Jul/23	63.42	49.33	21.14	7.047	140.94
21/Jul/23	40.92	31.83	13.64	4.547	90.94
22/Jul/23	51.79	40.28	17.26	5.754	115.08
23/Jul/23	28.01	21.78	9.34	3.112	62.24
24/Jul/23	56.18	43.70	18.73	6.242	124.85
25/Jul/23	56.62	44.04	18.87	6.291	125.82
26/Jul/23	47.28	36.77	15.76	5.253	105.06
27/Jul/23	39.10	30.41	13.03	4.344	86.88
28/Jul/23	55.10	42.86	18.37	6.123	122.45
29/Jul/23	31.43	24.44	10.48	3.492	69.84
30/Jul/23	24.98	19.43	8.33	2.775	55.50
31/Jul/23	38.08	29.62	12.69	4.232	84.63
	1537.48	1195.82	512.49	170.83	3416.63


MEDICAL SUPRENTENDENT

SHALINITAI MEGHE HOSPITAL AND RESEARCH CENTER

Medical Superintendent
Shalinitai Meghe Hospital
and Research Centre
Wanadongri, Nagpur - 441110


SHALINITAI MEGHE HOSPITAL AND RESEARCH CENTER					
WEIGHT OF BIOMEDICAL WASTE KG/GM					
DATE	YELLOW	RED	BLUE	WHITE	TOTAL
	(kg)	(kg)	(kg)	(gm/kg)	(kg)
01/Aug/23	53.87	41.90	17.96	5.985	119.70
02/Aug/23	37.52	29.18	12.51	4.169	83.38
03/Aug/23	53.29	41.45	17.76	5.921	118.42
04/Aug/23	42.14	32.78	14.05	4.683	93.65
05/Aug/23	42.93	33.39	14.31	4.771	95.41
06/Aug/23	28.14	21.88	9.38	3.126	62.52
07/Aug/23	44.23	34.40	14.74	4.914	98.28
08/Aug/23	26.50	20.61	8.83	2.944	58.88
09/Aug/23	54.89	42.69	18.30	6.099	121.98
10/Aug/23	54.59	42.46	18.20	6.065	121.30
11/Aug/23	46.79	36.39	15.60	5.199	103.98
12/Aug/23	38.66	30.07	12.89	4.296	85.92
13/Aug/23	45.48	35.37	15.16	5.053	101.06
14/Aug/23	33.35	25.94	11.12	3.705	74.11
15/Aug/23	23.96	18.64	7.99	2.663	53.25
16/Aug/23	53.70	41.77	17.90	5.967	119.34
17/Aug/23	41.41	32.21	13.80	4.601	92.02
18/Aug/23	52.30	40.68	17.43	5.811	116.22
19/Aug/23	39.04	30.37	13.01	4.338	86.76
20/Aug/23	51.11	39.75	17.04	5.678	113.57
21/Aug/23	49.05	38.15	16.35	5.450	108.99
22/Aug/23	54.75	42.58	18.25	6.083	121.67
23/Aug/23	60.67	47.19	20.22	6.742	134.83
24/Aug/23	37.66	29.29	12.55	4.185	83.69
25/Aug/23	38.13	29.66	12.71	4.237	84.74
26/Aug/23	56.08	43.62	18.69	6.231	124.62
27/Aug/23	31.19	24.26	10.40	3.465	69.30
28/Aug/23	45.56	35.44	15.19	5.063	101.25
29/Aug/23	63.79	49.62	21.26	7.088	141.76
30/Aug/23	29.57	23.00	9.86	3.285	65.70
31/Aug/23	59.64	46.39	19.88	6.627	132.53
TOTAL	1389.98	1081.09	463.33	154.44	3088.84


MEDICAL SUPRENTENDENT

SHALINITAI MEGHE HOSPITAL AND RESEARCH CENTER

Medical Superintendent
Shalinitai Meghe Hospital
and Research Centre
Wanadongri, Nagpur - 441110


SHALINITAI MEGHE HOSPITAL AND RESEARCH CENTER					
WEIGHT OF BIOMEDICAL WASTE KG/GM					
DATE	YELLOW (kg)	RED (kg)	BLUE (kg)	WHITE (gm/kg)	TOTAL (kg)
1.9.2023	68.32	53.14	22.77	7.592	151.83
2.9.2023	48.11	37.42	16.04	5.346	106.92
3.9.2023	65.15	50.67	21.72	7.239	144.77
4.9.2023	64.67	50.30	21.56	7.185	143.71
5.9.2023	75.04	58.36	25.01	8.338	166.75
6.9.2023	50.89	39.58	16.96	5.655	113.09
7.9.2023	69.17	53.80	23.06	7.686	153.72
8.9.2023	39.31	30.58	13.10	4.368	87.36
9.9.2023	75.42	58.66	25.14	8.380	167.61
10.9.2023	69.21	53.83	23.07	7.691	153.81
11.9.2023	69.10	53.75	23.03	7.678	153.56
12.9.2023	59.18	46.03	19.73	6.576	131.52
13.9.2023	73.66	57.29	24.55	8.184	163.68
14.9.2023	46.27	35.99	15.42	5.141	102.82
15.9.2023	31.79	24.73	10.60	3.533	70.65
16.9.2023	75.87	59.01	25.29	8.430	168.61
17.9.2023	50.12	38.98	16.71	5.569	111.37
18.9.2023	66.22	51.51	22.07	7.358	147.16
19.9.2023	61.71	48.00	20.57	6.856	137.13
20.9.2023	88.45	68.80	29.48	9.828	196.56
21.9.2023	74.75	58.14	24.92	8.305	166.11
22.9.2023	79.20	61.60	26.40	8.800	176.00
23.9.2023	83.28	64.78	27.76	9.254	185.08
24.9.2023	49.48	38.48	16.49	5.498	109.96
25.9.2023	60.62	47.15	20.21	6.736	134.71
26.9.2023	90.12	70.09	30.04	10.013	200.26
27.9.2023	53.87	41.90	17.96	5.985	119.70
28.9.2023	69.53	54.08	23.18	7.725	154.50
29.9.2023	83.52	64.96	27.84	9.280	185.60
30.9.2023	79.06	61.49	26.35	8.784	175.68
TOTAL	1971.10	1533.08	657.03	219.01	4380.22


MEDICAL SUPRENTENDENT

SHALINITAI MEGHE HOSPITAL AND RESEARCH CENTER

Medical Superintendent
Shalinitai Meghe Hospital
and Research Centre
Wanadongri, Nagpur - 441110

SHALINITAI MEGHE HOSPITAL AND RESEARCH CENTER					
WEIGHT OF BIOMEDICAL WASTE KG/GM					
DATE	YELLOW	RED	BLUE	WHITE	TOTAL
	(kg)	(kg)	(kg)	(gm/kg)	(kg)
01/Oct/23	62.70	48.77	20.90	6.967	139.34
02/Oct/23	75.32	58.58	25.11	8.369	167.38
03/Oct/23	82.22	63.95	27.41	9.135	182.70
04/Oct/23	112.91	87.82	37.64	12.546	250.92
05/Oct/23	95.77	74.49	31.92	10.641	212.82
06/Oct/23	81.32	63.25	27.11	9.035	180.70
07/Oct/23	91.37	71.07	30.46	10.153	203.05
08/Oct/23	81.31	63.24	27.10	9.035	180.69
09/Oct/23	124.15	96.56	41.38	13.794	275.88
10/Oct/23	113.09	87.96	37.70	12.565	251.30
11/Oct/23	83.47	64.92	27.82	9.275	185.49
12/Oct/23	96.67	75.19	32.22	10.742	214.83
13/Oct/23	88.85	69.10	29.62	9.872	197.44
14/Oct/23	77.81	60.52	25.94	8.646	172.92
15/Oct/23	79.24	61.63	26.41	8.804	176.09
16/Oct/23	70.27	54.66	23.42	7.808	156.16
17/Oct/23	106.19	82.59	35.40	11.799	235.98
18/Oct/23	112.59	87.57	37.53	12.510	250.20
19/Oct/23	86.39	67.19	28.80	9.599	191.98
20/Oct/23	83.00	64.55	27.67	9.222	184.44
21/Oct/23	95.14	74.00	31.71	10.571	211.42
22/Oct/23	57.38	44.63	19.13	6.376	127.51
23/Oct/23	92.02	71.57	30.67	10.224	204.48
24/Oct/23	95.60	74.35	31.87	10.622	212.44
25/Oct/23	75.66	58.84	25.22	8.406	168.13
26/Oct/23	56.34	43.82	18.78	6.260	125.20
27/Oct/23	51.66	40.18	17.22	5.741	114.81
28/Oct/23	83.56	64.99	27.85	9.285	185.69
29/Oct/23	67.47	52.48	22.49	7.497	149.94
30/Oct/23	56.88	44.24	18.96	6.319	126.39
31/Oct/23	114.19	88.82	38.06	12.688	253.76
TOTAL	2650.53	2061.53	883.51	294.50	5890.07


MEDICAL SUPRENTENDENT

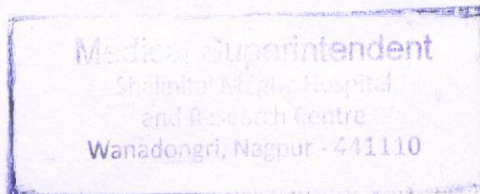
SHALINITAI MEGHE HOSPITAL AND RESEARCH CENTER

Medical Superintendent
Shalinitai Meghe Hospital
and Research Centre
Wanadongri, Nagpur - 441110

SHALINITAI MEGHE HOSPITAL AND RESEARCH CENTER					
WEIGHT OF BIOMEDICAL WASTE KG/GM					
DATE	YELLOW (kg)	RED (kg)	BLUE (kg)	WHITE (gm/kg)	TOTAL (kg)
01/Nov/23	48.46	37.69	16.15	5.384	107.68
02/Nov/23	93.38	72.63	31.13	10.375	207.50
03/Nov/23	103.35	80.38	34.45	11.483	229.66
04/Nov/23	95.03	73.91	31.68	10.559	211.18
05/Nov/23	83.16	64.68	27.72	9.240	184.80
06/Nov/23	117.74	91.57	39.25	13.082	261.64
07/Nov/23	74.03	57.58	24.68	8.226	164.51
08/Nov/23	53.33	41.48	17.78	5.925	118.50
09/Nov/23	98.87	76.90	32.96	10.985	219.71
10/Nov/23	60.08	46.73	20.03	6.676	133.52
11/Nov/23	61.43	47.78	20.48	6.825	136.50
12/Nov/23	55.09	42.85	18.36	6.121	122.43
13/Nov/23	72.31	56.24	24.10	8.034	160.68
14/Nov/23	61.54	47.87	20.51	6.838	136.76
15/Nov/23	69.45	54.01	23.15	7.716	154.33
16/Nov/23	96.45	75.02	32.15	10.717	214.33
17/Nov/23	62.71	48.77	20.90	6.968	139.36
18/Nov/23	61.05	47.48	20.35	6.783	135.66
19/Nov/23	99.32	77.25	33.11	11.036	220.72
20/Nov/23	61.97	48.20	20.66	6.885	137.70
21/Nov/23	86.40	67.20	28.80	9.600	192.00
22/Nov/23	106.85	83.10	35.62	11.872	237.44
23/Nov/23	81.80	63.62	27.27	9.089	181.78
24/Nov/23	91.96	71.52	30.65	10.217	204.35
25/Nov/23	82.90	64.47	27.63	9.211	184.21
26/Nov/23	102.29	79.56	34.10	11.365	227.30
27/Nov/23	82.27	63.99	27.42	9.141	182.82
28/Nov/23	120.04	93.37	40.01	13.338	266.76
29/Nov/23	94.61	73.59	31.54	10.513	210.25
30/Nov/23	92.70	72.10	30.90	10.301	206.01
TOTAL	2470.54	1921.53	823.51	274.50	5490.09

[Signature]
MEDICAL SUPRENTENDENT

SHALINITAI MEGHE HOSPITAL AND RESEARCH CENTER



SHALINITAI MEGHE HOSPITAL AND RESEARCH CENTER					
WEIGHT OF BIOMEDICAL WASTE KG/GM					
DATE	YELLOW	RED	BLUE	WHITE	TOTAL
	(kg)	(kg)	(kg)	(gm/kg)	(kg)
01-Dec-23	69.15	53.78	23.05	7.683	153.66
02-Dec-23	65.84	51.21	21.95	7.315	146.30
03-Dec-23	105.74	82.24	35.25	11.749	234.98
04-Dec-23	58.24	45.30	19.41	6.471	129.42
05-Dec-23	75.71	58.89	25.24	8.413	168.25
06-Dec-23	100.80	78.40	33.60	11.200	224.00
07-Dec-23	106.94	83.18	35.65	11.883	237.65
08-Dec-23	118.64	92.27	39.55	13.182	263.64
09-Dec-23	75.47	58.70	25.16	8.386	167.72
10-Dec-23	85.74	66.69	28.58	9.527	190.53
11-Dec-23	100.02	77.79	33.34	11.114	222.27
12-Dec-23	117.79	91.61	39.26	13.088	261.75
13-Dec-23	45.43	35.33	15.14	5.048	100.95
14-Dec-23	90.88	70.69	30.29	10.098	201.96
15-Dec-23	59.11	45.98	19.70	6.568	131.37
16-Dec-23	71.49	55.60	23.83	7.943	158.86
17-Dec-23	63.66	49.51	21.22	7.073	141.47
18-Dec-23	95.19	74.04	31.73	10.577	211.54
19-Dec-23	83.00	64.56	27.67	9.222	184.45
20-Dec-23	89.21	69.39	29.74	9.913	198.25
21-Dec-23	109.19	84.92	36.40	12.132	242.63
22-Dec-23	90.59	70.46	30.20	10.066	201.32
23-Dec-23	53.87	41.90	17.96	5.985	119.70
24-Dec-23	86.49	67.27	28.83	9.610	192.20
25-Dec-23	55.00	42.78	18.33	6.111	122.22
26-Dec-23	77.63	60.38	25.88	8.625	172.50
27-Dec-23	94.61	73.58	31.54	10.512	210.24
28-Dec-23	95.53	74.30	31.84	10.614	212.28
29-Dec-23	81.82	63.64	27.27	9.092	181.83
30-Dec-23	75.45	58.68	25.15	8.383	167.66
31-Dec-23	64.40	50.09	21.47	7.155	143.10
TOTAL	2562.61	1993.14	854.20	284.73	5694.70



MEDICAL SUPRENTENDENT

SHALINITAI MEGHE HOSPITAL AND RESEARCH CENTER

Medical Superintendent
Shalinitai Meghe Hospital
and Research Centre
Wanadongri, Nagpur - 441110

SHALINITAI MEGHE HOSPITAL AND RESEARCH CENTER					
WEIGHT OF BIOMEDICAL WASTE KG/GM					
DATE	YELLOW	RED	BLUE	WHITE	TOTAL
	(kg)	(kg)	(kg)	(gm/kg)	(kg)
01-Jan-24	43.13	33.55	14.38	4.793	95.85
02-Jan-24	41.58	32.34	13.86	4.620	92.40
03-Jan-24	40.10	31.19	13.37	4.455	89.10
04-Jan-24	39.83	30.98	13.28	4.425	88.50
05-Jan-24	43.88	34.13	14.63	4.875	97.50
06-Jan-24	42.12	32.76	14.04	4.680	93.60
07-Jan-24	40.37	31.40	13.46	4.485	89.70
08-Jan-24	46.51	36.17	15.50	5.168	103.35
09-Jan-24	53.26	41.42	17.75	5.918	118.35
10-Jan-24	50.96	39.64	16.99	5.663	113.25
11-Jan-24	54.27	42.21	18.09	6.030	120.60
12-Jan-24	51.23	39.85	17.08	5.693	113.85
13-Jan-24	45.43	35.33	15.14	5.048	100.95
14-Jan-24	43.47	33.81	14.49	4.830	96.60
15-Jan-24	45.02	35.02	15.01	5.003	100.05
16-Jan-24	47.45	36.91	15.82	5.273	105.45
17-Jan-24	51.77	40.27	17.26	5.753	115.05
18-Jan-24	54.95	42.74	18.32	6.105	122.10
19-Jan-24	53.80	41.84	17.93	5.978	119.55
20-Jan-24	49.61	38.59	16.54	5.513	110.25
21-Jan-24	44.89	34.91	14.96	4.988	99.75
22-Jan-24	46.51	36.17	15.50	5.168	103.35
23-Jan-24	45.97	35.75	15.32	5.108	102.15
24-Jan-24	42.53	33.08	14.18	4.725	94.50
25-Jan-24	40.97	31.87	13.66	4.553	91.05
26-Jan-24	39.96	31.08	13.32	4.440	88.80
27-Jan-24	45.36	35.28	15.12	5.040	100.80
28-Jan-24	45.29	35.23	15.10	5.033	100.65
29-Jan-24	53.80	41.84	17.93	5.978	119.55
30-Jan-24	53.73	41.79	17.91	5.970	119.40
31-Jan-24	47.72	37.12	15.91	5.303	106.05
TOTAL	1445.45	1124.24	481.82	160.61	3212.10

MEDICAL SUPRENTENDENT
SHALINITAI MEGHE HOSPITAL AND RESEARCH CENTER